

## Frequently Asked Questions

### Are all titles available for Kindle?

Almost all titles in our digital collection are available in Kindle format, but some may not be. You can limit your search to only Kindle books to avoid confusion. See step 4 under finding eBooks.

### Which devices are compatible?

Almost all devices are now compatible. View listing: [help.overdrive.com/#devices](http://help.overdrive.com/#devices)

### How many books can I check out at once?

10 item check out limit.

\*You may now place holds on OverDrive items from the CAFÉ catalog. These holds do count towards the limit of holds allowed on your library card (25) and on OverDrive (10). Items checked out and placed on hold through either catalog will show up on your library card account.\*

### How long is the lending period?

The default is set at 7 days but you may be able to choose up to 21 days in your account settings.

### What happens when that time is up?

The eBook link will expire. You do not need to return the book. However, you can return it at [amazon.com/manageyourkindle](http://amazon.com/manageyourkindle)

### Can I use Wisconsin's Digital Library for Kindle on the library's public access computers?

Yes.

## Help is Available

Wisconsin Public Library Consortium consists of libraries across the state that are committed to providing digital content to the Wisconsin's Digital Library. Great help tips are available on the site [dbooks.wplc.info](http://dbooks.wplc.info)

Click the **Help** link in the upper right corner for device compatibility, how-to videos, FAQ and more.

Still have questions? Please ask us at the information desk: 262-971-2100



573W16663 Janesville Rd  
[www.cityofmuskego.org/library](http://www.cityofmuskego.org/library)

# Download Library eBooks on Kindle\* Reading Devices

\*not kindle fire - refer to Kindle Fire brochure



### What do I need to get started?

To download titles you will need

- ◆ Internet access
  - ◆ Amazon.com account
  - ◆ Current library card and PIN
- \*Contact your library for your PIN

### How do I find library eBooks?

Visit the Wisconsin Public Library Consortium's web site at [dbooks.wplc.info](http://dbooks.wplc.info)

# Downloading eBooks to Kindle Reading Devices

## FINDING eBooks

**Go To:** [dbooks.wplc.info](http://dbooks.wplc.info)

### 1. Sign in

In the top right corner click sign in. Type your library in the search bar and select it from the populated results. Enter your library card and PIN number and click **sign in**.

(please call your library if you do not know your PIN)

### 2. Search

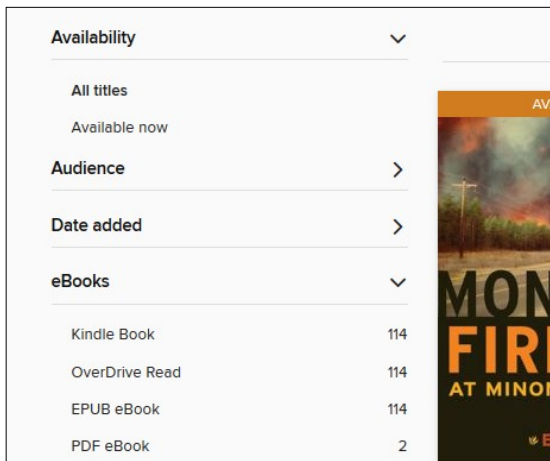
Click in the **Search** box next to the magnifying glass at the top of the screen to search for title or author.

### 3. Browse

You can browse for books using the subject or collection links at the top of the page.

### 4. Filter Results

Search parameters will appear along the left hand side of the screen to narrow your results. You can limit your results to only eBooks in **Kindle eBook** format as well as seeing only books that are available now.



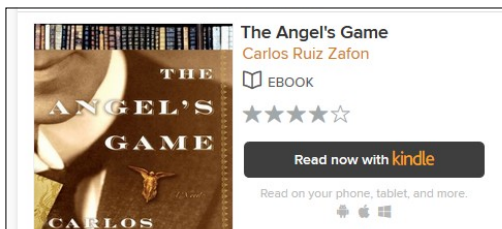
## BORROWING EBOOKS

### 1. Found a book?

Below the book cover will be the option to **Borrow** or **Place Hold** if the title isn't currently available.

### 2. Select format

Click **Go to Loans** to see the list of books currently checked out to you. Click **Read now with Kindle**.



### 3. Amazon.com (library partner for Kindle books)

You will be taken directly to amazon.com. Sign in using your Amazon account.

## DOWNLOAD WITH WI-FI

From your amazon account choose a Kindle device or reading application for delivery of your title and select **Get Library Book**. The book will be automatically send to your device and you are ready to read! (If the book does not immediately appear, choose "Sync" from your settings).



## DOWNLOAD WITHOUT WI-FI

You may need to download the book to your computer and then transfer it via USB cable (Note: Some books will require this step regardless of Wi-Fi connection).

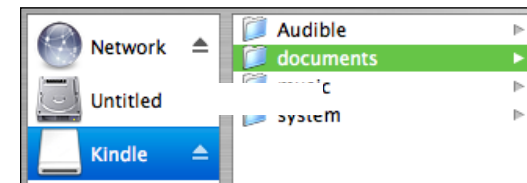
### 1. From Amazon.com

Choose your device and select **Continue**. You will be given the option to **Download Now**.



### 2. Connect Kindle to your computer

From your default downloads location, select the downloaded file and drag it into the "documents" folder of your Kindle. Disconnect and you are ready to read!



## ADDITIONAL TIPS...

Log into your account on the website [dbooks.wplc.info](http://dbooks.wplc.info) using your library card and PIN number

### Checking Holds

Click on **My Account** and then **Holds** to see your place in the holds list.

### Renewing Loans

Click on **My Account** and then **Loans** to see renewal options.

### Changing Loan Period

Click on **My Account** and then **Settings**. In the center of the page are options for different lending periods.

\*High demand titles have a default check out of 14 days